


# DIN Rail Mounted Blade/Cartridge Fuse Terminal Block, Screw Clamp

## Fuse-holders

with UL94V-0 polyamide insulating body

- for blade fuse acc. to DIN 72581/3F – ISO 8820
- standard versions available in grey RAL 7042 and beige RAL 1001 colours (where indicated)
- with possibility to insert the “Easy Bridge” multi-pole cross connection upstream the fuse
- universal mounting onto both PR/DIN and PR/3 type rails - according to IEC 60715 Std., “G32” and “TH/35” types



- (\*) value referred to the insulation characteristics of the terminal block
- (\*\*) values referred, respectively, to lower and upper levels
- (\*\*\*) suitable for all the blade fuses with similar dimensions
- (\*\*\*\*) separate configuration conf. to IEC 60947-7-3

PTC jumper configurations					
SINGLE OR PARALLEL EXTENDING	POLE SKIPPING	ADJACENT WITHOUT BARRIER	ADJACENT WITH BARRIER	STAGGERED MODE	PARALLEL SKIPPING


Terminal block	Jumper	Insulation voltage in the above configurations (V)			
MPFA.4	PTC/4	400	400	400	400
DSFA.4	PTC/4	400	400	400	400

The /GR tag indicates the grey colour version.

grey version	
beige version	
TECHNICAL CHARACTERISTICS	
function / type	
rated cross-section	(mm <sup>2</sup> )
connecting capacity	
flexible	(mm <sup>2</sup> )
rigid	(mm <sup>2</sup> )
max. flexible with ferrule (mm <sup>2</sup> )-ferrule type	
rated voltage / rated current / gauge	conf. to IEC 60947-7-1
rated voltage / rated current / AWG / tightening torque value	UL (Ex e) rated voltage  /  (V)
rated impulse withstand voltage / pollution degree	
insulation stripping length	(mm)
tightening torque value (test / max)	(Nm)
height / width / thickness	TH/35 7,5 mm
height / width / thickness	TH/35 15 mm
height / width / thickness	G32

MPFA.4/GR	Cat. No.	MF100GR
MPFA.4	Cat. No.	MF100
function / type		
rated cross-section		
connecting capacity		
flexible		
rigid		
max. flexible with ferrule (mm <sup>2</sup> )-ferrule type		
rated voltage / rated current / gauge		
rated voltage / rated current / AWG / tightening torque value		
rated impulse withstand voltage / pollution degree		
insulation stripping length		
tightening torque value (test / max)		
height / width / thickness		
height / width / thickness		
height / width / thickness		

DSFA.4/GR	Cat. No.	DA100GR
DSFA.4	Cat. No.	DA100
function / type		
rated cross-section		
connecting capacity		
flexible		
rigid		
max. flexible with ferrule (mm <sup>2</sup> )-ferrule type		
rated voltage / rated current / gauge		
rated voltage / rated current / AWG / tightening torque value		
rated impulse withstand voltage / pollution degree		
insulation stripping length		
tightening torque value (test / max)		
height / width / thickness		
height / width / thickness		
height / width / thickness		



**MPFA.4** – detail of the terminal blocks with CNU/8 and SNZ/60 numbering, blade fuse, view of the PTC/4 and PTC.

The terminal block can be supplied with a non-polarised LED signal circuit, to detect the fuse blow-out status.

Two versions are available depending on the different supply voltages.

**MPFA.4/L12** Cat. No. MF112 (with 12 V non-polarised LED circuit)


**MPFA.4/L24** Cat. No. MF124 (with 24 V non-polarised LED circuit)

## APPROVALS

ACCESSORIES	
End sections	grey beige blue
Permanent cross connection (intrinsically IPXXB protected once mounted)	
Rated current carrying capacity of jumper	(A)
Cross-connection identification strip (100 mm)	green
Switchable cross connection	
Multiple common bar	250 mm
Shunting screw and sleeve	
Coloured partition	red, green, white
Cross connection barrier	red
Test plug socket	
Test plug	
Modular test plug	
End section for modular test plug	
Blade-type fuses	In = 2 A
according to DIN 72581/3F ISO 8820	In = 5 A
- max voltage 32 V	In = 7,5 A In = 15 A
Marking tag	printed or blank
End bracket	
Mounting rail	
according to IEC 60715 Std.	

Type	Cat. No.
MPS.4/PT/GR	MP901GR
MPS.4/PT	MP901
PTC/4/02 poles	PTC0402
PTC/4/03 poles	PTC0403
PTC/4/05 poles	PTC0405
PTC04/10 poles	PTC0410
PTC/4/00 (42 poles)	PTC0400
32	
PTC/SP	PTC0990
DFU/3	DU03..
DFM/500	DF500

Type	Cat. No.
DSS/PT/GR	DS301GR
DSS/PT	DS301
PTC/4/02 poles	PTC0402
PTC/4/03 poles	PTC0403
PTC/4/05 poles	PTC0405
PTC04/10 poles	PTC0410
PTC/4/00 (42 poles)	PTC0400
32	
PTC/SP	PTC0990
DFU/7	DU07..
DFM/500	DF500



**DSFA.4** – detail of the terminal blocks with CNU/8 and SNZ/60 numbering, blade fuse, view of the PTC/4 jumpers on the upper level (upstream the fuse) and on the lower level. The terminal block can be supplied with a non-polarised LED signal circuit, to detect the fuse blow-out status. Two versions are available depending on the different supply voltages.

**DSFA.4/L12** Cat. No. DA112 (with 12 V non-polarised LED circuit)

**DSFA.4/L24** Cat. No. DA124 (with 24 V non-polarised LED circuit)

Type	Cat. No.
BTU for PR/DIN and PR/3	BT005
BT/DIN/PO for PR/DIN only	BT001
BT/3-BTO for PR/3 only	BT003-BT007
PR/DIN/AC of steel	PR001
PR/DIN/AS same with slots	PR004
PR/DIN/AL of aluminium	PR002
PR/3/AC for PR/DIN and PR/3	PR003
PR/3/AS same with slots	PR005

Type	Cat. No.
F32/2	In = 2 A FN03202
F32/5	In = 5 A FN03205
F32/7	In = 7,5 A FN03207
F32/15	In = 15 A FN03215
CNU/8/51	NU0851
BTU for PR/DIN and PR/3	BT005
BT/DIN/PO for PR/DIN only	BT001
BT/3-BTO for PR/3 only	BT003-BT007
PR/DIN/AC of steel	PR001
PR/DIN/AS same with slots	PR004
PR/DIN/AL of aluminium	PR002
PR/3/AC for PR/DIN and PR/3	PR003
PR/3/AS same with slots	PR005